




Drumahoe P.S. Parents Homework Survey - QUESTIONNAIRE



1. What class is your child in?

		Response Percent	Response Count
P1 Mrs Greer		7.8%	12
P1 Mrs Semple		11.8%	18
P2 Miss Marshall		7.2%	11
P2 Mrs Johnston		9.2%	14
P3 Mrs Strawbridge		11.8%	18
P4 Mrs McKeegan		8.5%	13
P4 Mrs Bryson		9.8%	15
P5 Mr Scott		10.5%	16
P5 Mrs Cooke		3.3%	5
P6 Mrs Cooke		9.8%	15
P7 Mrs Hegarty		10.5%	16
answered question			153
skipped question			0




2. Government guidelines suggest that the minimum amount of time spent on homework would be within the following range: P1 = N/A P2 and P3 = 1 hour per week ie. approx 15 mins per night P4 and P5 = 1.5 hours per week ie. approx 25 mins per night P6 and P7 = 2.5 hours per week ie. approx 40mins per night As a rule each day my child does:

		Response Percent	Response Count
This amount		54.3%	76
Less than this amount		7.9%	11
More than this amount		37.9%	53




Please insert below the approx. time in minutes that it takes your child each day to complete their homework. 60

answered question	140
skipped question	13




3. Does your child usually enjoy homework?

		Response Percent	Response Count
YES		49.7%	74
NO		14.8%	22
SOMETIMES		35.6%	53
answered question	149		
skipped question	4		




4. I am happy with the amount of homework my child is set.

		Response Percent	Response Count
YES		77.9%	116
NO		6.0%	9
SOMETIMES		16.1%	24
answered question			149
skipped question			4




5. My child learns a lot from doing their homework.

		Response Percent	Response Count
YES		64.2%	95
NO		5.4%	8
SOMETIMES		30.4%	45
answered question			148
skipped question			5




6. Doing homework helps my child to become more independent.

		Response Percent	Response Count
YES		70.1%	103
NO		16.3%	24
SOMETIMES		13.6%	20
answered question			147
skipped question			6




7. I feel I have enough knowledge to help my child with their homework.

		Response Percent	Response Count
YES		87.8%	129
NO		2.0%	3
SOMETIMES		10.2%	15
answered question			147
skipped question			6




8. I would like to support my child more with their homework

		Response Percent	Response Count
YES		47.6%	70
NO		24.5%	36
SOMETIMES		27.9%	41
answered question			147
skipped question			6




9. Do you think it is important for teachers to set homework?

		Response Percent	Response Count
YES		84.4%	124
NO		3.4%	5
SOMETIMES		12.2%	18
answered question			147
skipped question			6




10. Do you feel homework helps your child in their learning?

		Response Percent	Response Count
YES		83.0%	122
NO		2.0%	3
SOMETIMES		15.0%	22
answered question			147
skipped question			6




11. Does your child get help with their homework at home?

		Response Percent	Response Count
YES		65.3%	96
NO		1.4%	2
SOMETIMES		33.3%	49
answered question			147
skipped question			6




12. Does your child read or get read to regularly at home?

		Response Percent	Response Count
YES		85.0%	125
NO		2.7%	4
SOMETIMES		12.2%	18
answered question			147
skipped question			6




13. Does your child learn their spellings each week?

		Response Percent	Response Count
YES		89.8%	132
NO		6.8%	10
SOMETIMES		3.4%	5
answered question			147
skipped question			6





14. Does your child usually get enough time to do their homework?

		Response Percent	Response Count
YES		91.8%	135
NO		1.4%	2
SOMETIMES		6.8%	10
answered question			147
skipped question			6





15. Does your child rely on an adult at home to remind them to get their homework done?

		Response Percent	Response Count
YES		38.1%	56
NO		34.7%	51
SOMETIMES		27.2%	40
answered question			147
skipped question			6





16. Do you find the "Homework Diary" helpful? (P3-P7)

		Response Percent	Response Count
YES		51.0%	75
NO		3.4%	5
SOMETIMES		15.0%	22
Not Applicable		30.6%	45
answered question			147
skipped question			6




17. Does your child keep their "Homework Diary" up to date? (P3-P7)

		Response Percent	Response Count
YES		49.0%	71
NO		4.1%	6
SOMETIMES		15.9%	23
Not Applicable		31.0%	45
answered question			145
skipped question			8




18. Do you sign your child's "Homework Diary" regularly?(P3-P7)

		Response Percent	Response Count
YES		46.2%	67
NO		8.3%	12
SOMETIMES		13.8%	20
Not Applicable		31.7%	46
answered question			145
skipped question			8



19. Are you informed when your child has not completed their homework?

		Response Percent	Response Count
YES		65.3%	94
NO		27.1%	39
SOMETIMES		7.6%	11
answered question			144
skipped question			9




20. Does homework cause arguments/tension at home?

		Response Percent	Response Count
YES		19.4%	28
NO		50.0%	72
SOMETIMES		30.6%	44
answered question			144
skipped question			9




21. Does your child understand what they have to do for their homework?

		Response Percent	Response Count
YES		77.1%	111
NO		0.0%	0
SOMETIMES		22.9%	33
answered question			144
skipped question			9




22. Does your child worry about their homework?

		Response Percent	Response Count
YES		11.8%	17
NO		62.5%	90
SOMETIMES		25.7%	37
answered question			144
skipped question			9




23. Is your child's homework relevant and useful?

		Response Percent	Response Count
YES		85.4%	123
NO		0.7%	1
SOMETIMES		13.9%	20
answered question			144
skipped question			9






24. Do you think it's important to talk with your child about the homework they are doing?

		Response Percent	Response Count
YES		91.0%	131
NO		2.8%	4
SOMETIMES		6.3%	9
answered question			144
skipped question			9







25. Do you worry that you might be doing things which are unhelpful to your child's learning?

		Response Percent	Response Count
YES		12.5%	18
NO		66.7%	96
SOMETIMES		20.8%	30
answered question			144
skipped question			9







26. How does your child usually find their homework?

		Response Percent	Response Count
Easy		20.1%	29
Hard		9.7%	14
Just right		57.6%	83
Don't Know		0.7%	1
Something else (Please say in Additional Information)		11.8%	17
Additional Information			23
answered question			144
skipped question			9






27. Which part of homework does your child enjoy most and also helps them most in their learning?

		Response Percent	Response Count
Reading		50.0%	72
Spellings		11.1%	16
Tables		6.9%	10
English Written Tasks		9.7%	14
Maths Written Tasks		18.1%	26
Something else (Please say in Additional Information)		4.2%	6
	Additional Information		10
answered question			144
skipped question			9






28. What part of homework does your child find most difficult?

		Response Percent	Response Count
Reading		9.0%	13
Spellings		8.3%	12
Tables		18.8%	27
English Written Tasks		25.7%	37
Maths Written Tasks		12.5%	18
Something else (Please say in Additional Information)		25.7%	37
	Additional Information		39
answered question			144
skipped question			9



29. If your child fails to hand in their homework then what do you think should happen?

		Response Percent	Response Count
The parents should be told immediately.		56.9%	82
The parents should only be told if it happens over and over again.		21.5%	31
Nothing should happen.		0.7%	1
Your child should complete the homework at break/lunch.		18.8%	27
Something else (Please say in Additional Information)		2.1%	3
	(Please say in Additional Information)		15
		answered question	144
		skipped question	9





30. Which of these sources of advice on homework do you welcome and use? Tick as many that apply.

		Response Percent	Response Count
Class Information leaflets - issued in the first week of September each year.		79.7%	114
Parental Involvement in Numeracy Scheme (P.I.N.) - operates in P3 & P5 for 6 weeks in the Spring Term.		21.7%	31
"Making Maths Matter" Booklets.		50.3%	72
Drumahoe P.S. Homework Policy.		25.2%	36
School Prospectus/Back to School Booklet.		18.2%	26
	Additional Information		5
	answered question		143
	skipped question		10




31. My child has access to the internet at home to help him/her with their homework.

		Response Percent	Response Count
YES		90.1%	128
NO		9.9%	14
	answered question		142
	skipped question		11






32. I am happy with the feedback given on homework?

		Response Percent	Response Count
VERY OFTEN		38.5%	55
OFTEN		40.6%	58
SOMETIMES		16.8%	24
NEVER		0.0%	0
I DON'T KNOW		4.2%	6
	Other Comments		7
answered question			143
skipped question			10

33. I leave my child to complete their homework on their own.

		Response Percent	Response Count
YES		16.1%	23
NO		57.3%	82
SOMETIMES		26.6%	38
answered question			143
skipped question			10

34. If your child is involved in any sports/youth organisations/music/clubs etc. during the school week please indicate how much time is involved.

		Response Percent	Response Count
1 HOUR PER WEEK		28.7%	41
2 HOURS PER WEEK		25.2%	36
3 HOURS PER WEEK		21.7%	31
4 HOURS PER WEEK		15.4%	22
5+ HOURS PER WEEK		9.1%	13
	Other Comments		2
answered question			143
skipped question			10

35. Please feel free to add any further comments that you wish to make regarding homework.

	Response Count
	41
answered question	41
skipped question	112