










## 1. What class are you in?

		Response Percent	Response Count
P3 Mrs Strawbridge		39.7%	25
P4 Mrs McKeegan		31.7%	20
P4 Mrs Bryson		28.6%	18
	Please insert your name		62
	<b>answered question</b>		<b>63</b>
	<b>skipped question</b>		<b>0</b>



## 2. Please read the questions below and answer appropriately.

		Response Percent	Response Count
Do you enjoy homework?		0.0%	0
YES		36.5%	23
NO		19.0%	12
<b>SOMETIMES</b>		<b>44.4%</b>	<b>28</b>
	<b>answered question</b>		<b>63</b>
	<b>skipped question</b>		<b>0</b>




### 3. Do you think it is important for your teacher to set homework?

		Response Percent	Response Count
YES		87.1%	54
NO		4.8%	3
SOMETIMES		8.1%	5
answered question			62
skipped question			1




### 4. Do you feel that homework helps you to learn?

		Response Percent	Response Count
YES		93.5%	58
NO		0.0%	0
SOMETIMES		6.5%	4
answered question			62
skipped question			1




### 5. Do you get help with your homework at home?

		Response Percent	Response Count
YES		22.6%	14
NO		22.6%	14
SOMETIMES		54.8%	34
answered question			62
skipped question			1




### 6. Do you read regularly at home?

		Response Percent	Response Count
YES		50.0%	31
NO		6.5%	4
SOMETIMES		43.5%	27
answered question			62
skipped question			1




### 7. Do you learn your spellings each week?

		Response Percent	Response Count
YES		90.3%	56
NO		6.5%	4
SOMETIMES		3.2%	2
answered question			62
skipped question			1




### 8. Do you think you get enough homework?

		Response Percent	Response Count
YES		79.0%	49
NO		8.1%	5
SOMETIMES		12.9%	8
answered question			62
skipped question			1





### 9. Do you usually get enough time to do your homework?

		Response Percent	Response Count
YES		56.5%	35
NO		12.9%	8
SOMETIMES		30.6%	19
answered question			62
skipped question			1




### 10. Do you rely on an adult at home to remind you to get your homework done?

		Response Percent	Response Count
YES		25.8%	16
NO		46.8%	29
SOMETIMES		27.4%	17
answered question			62
skipped question			1




### 11. Do you find your homework diary helpful?

		Response Percent	Response Count
YES		58.1%	36
NO		21.0%	13
SOMETIMES		19.4%	12
I DON'T HAVE ONE		1.6%	1
answered question			62
skipped question			1




### 12. Do you keep your homework diary up to date?

		Response Percent	Response Count
YES		95.2%	59
NO		3.2%	2
SOMETIMES		1.6%	1
I DON'T HAVE ONE		0.0%	0
<b>answered question</b>			<b>62</b>
<b>skipped question</b>			<b>1</b>



### 13. Does an adult sign your diary/homework

		Response Percent	Response Count
YES		71.0%	44
NO		9.7%	6
SOMETIMES		19.4%	12
<b>answered question</b>			<b>62</b>
<b>skipped question</b>			<b>1</b>




### 14. Does homework cause arguments at home?

		Response Percent	Response Count
YES		21.0%	13
NO		58.1%	36
SOMETIMES		21.0%	13
<b>answered question</b>			<b>62</b>
<b>skipped question</b>			<b>1</b>






### 15. Do you understand what you have to do for homework?

		Response Percent	Response Count
YES		82.3%	51
NO		0.0%	0
SOMETIMES		17.7%	11
answered question			62
skipped question			1





### 16. Do you worry about your homework?

		Response Percent	Response Count
YES		11.3%	7
NO		56.5%	35
SOMETIMES		32.3%	20
answered question			62
skipped question			1






### 17. How much time each night does it usually take you to do your homework?

		Response Percent	Response Count
0-15 minutes		56.5%	35
15-30 minutes		35.5%	22
30-45 minutes		1.6%	1
45-60 minutes		3.2%	2
More than 1 hour		3.2%	2
answered question			62
skipped question			1






### 18. How do you usually find your homework?

		Response Percent	Response Count
Easy		33.9%	21
Hard		1.6%	1
<b>Just right</b>		<b>53.2%</b>	<b>33</b>
Don't Know		11.3%	7
<b>answered question</b>			<b>62</b>
<b>skipped question</b>			<b>1</b>






### 19. Which part of homework do you enjoy most?

		Response Percent	Response Count
<b>Reading</b>		<b>48.4%</b>	<b>30</b>
Spellings/Phonics		16.1%	10
Tables		8.1%	5
English Written Tasks		8.1%	5
Maths Written Tasks		19.4%	12
<b>answered question</b>			<b>62</b>
<b>skipped question</b>			<b>1</b>

## 20. What part of your homework do you find the most difficult?




		Response Percent	Response Count
Reading		11.3%	7
Spellings/Phonics		11.3%	7
<b>Tables</b>		<b>29.0%</b>	<b>18</b>
English Written Tasks		21.0%	13
Maths Written Tasks		27.4%	17
<b>answered question</b>			<b>62</b>
<b>skipped question</b>			<b>1</b>

## 21. Which part of homework do you think helps your learning most?








		Response Percent	Response Count
Reading		25.8%	16
<b>Spellings/Phonics</b>		<b>35.5%</b>	<b>22</b>
Tables		16.1%	10
English Written Tasks		11.3%	7
Maths Written Tasks		11.3%	7
<b>answered question</b>			<b>62</b>
<b>skipped question</b>			<b>1</b>







**22. Does homework sometimes stop you doing other things that you enjoy? eg. playing with friends, playing sports, going to clubs, watching T.V., playing on computer/playstation/x-box, time with family/friends?**

		Response Percent	Response Count
Yes		50.0%	31
No		27.4%	17
Sometimes		22.6%	14
<b>answered question</b>			<b>62</b>
<b>skipped question</b>			<b>1</b>

**23. Which activities below get in the way of getting your homework done on occasions. (You can choose more than one answer)**

		Response Percent	Response Count
Playing with friends		51.6%	32
Playing Sports		38.7%	24
Going to Clubs		37.1%	23
Watching T.V.		45.2%	28
Playing on the computer/playstation/x-box		30.6%	19
Spending time with Family		46.8%	29
Something else		22.6%	14
<b>answered question</b>			<b>62</b>
<b>skipped question</b>			<b>1</b>

## 24. If you fail to hand in your homework then what do you think should happen?

		Response Percent	Response Count
Your parents should be told immediately.		9.8%	6
Your parents should only be told if it happens over and over again.		23.0%	14
Nothing should happen.		16.4%	10
<b>The homework should be completed at break/lunch.</b>		<b>50.8%</b>	<b>31</b>
		<b>answered question</b>	<b>61</b>
		<b>skipped question</b>	<b>2</b>