






1. What class are you in?

		Response Percent	Response Count
P3 Mrs Strawbridge		1.4%	1
P4 Mrs McKeegan		0.0%	0
P4 Mrs Bryson		1.4%	1
P5 Mr Scott		25.0%	18
P5/6 Mrs Cooke		25.0%	18
P7 Mrs Hegarty		47.2%	34
	Please insert your name		30
		answered question	72
		skipped question	1







2. Please read the questions below and answer appropriately.

	Yes	No	Sometimes	Rating Count
Do you enjoy homework?	6.9% (5)	13.9% (10)	79.2% (57)	72
Do you think it is important for your teacher to set homework?	77.8% (56)	4.2% (3)	18.1% (13)	72
Do you feel homework helps you learn?	61.4% (43)	2.9% (2)	35.7% (25)	70
Do you get help with your homework at home?	36.1% (26)	5.6% (4)	58.3% (42)	72
Do you read regularly at home?	46.5% (33)	15.5% (11)	38.0% (27)	71
Do you learn your spellings each week?	86.1% (62)	5.6% (4)	8.3% (6)	72
Do you think you get enough homework?	87.3% (62)	2.8% (2)	9.9% (7)	71
Do you usually get enough time to do your homework?	80.6% (58)	5.6% (4)	13.9% (10)	72
Do you rely on an adult at home to remind you to get your homework done?	16.7% (12)	66.7% (48)	16.7% (12)	72
Do you find your "Homework Diary" helpful?	33.3% (24)	25.0% (18)	41.7% (30)	72
Do you keep your "Homework Diary" up to date?	71.4% (50)	7.1% (5)	21.4% (15)	70
Does an adult sign your "Homework Diary?"	41.7% (30)	19.4% (14)	38.9% (28)	72
Does homework cause arguments at home?	5.7% (4)	44.3% (31)	50.0% (35)	70
Do you understand what you have to do for your homework?	60.9% (42)	1.4% (1)	37.7% (26)	69
Do you worry about your homework?	6.9% (5)	61.1% (44)	31.9% (23)	72
			Additional Information	4
			answered question	72

skipped question

1

3. How much time each night does it usually take you to do your homework?

		Response Percent	Response Count
0-15 minutes		18.1%	13
15-30 minutes		37.5%	27
30-45 minutes		12.5%	9
45-60 minutes		15.3%	11
More than 1 hour		9.7%	7
Something else (Please say in Additional Information)		6.9%	5
	Additional Information		10






answered question

72

skipped question

1

4. How do you usually find your homework?

		Response Percent	Response Count
Easy		26.4%	19
Hard		2.8%	2
Just right		58.3%	42
Don't Know		11.1%	8
Something else (Please say in Additional Information)		1.4%	1
	Additional Information		3







answered question

72







skipped question

1

5. Which part of homework do you enjoy most?

		Response Percent	Response Count
Reading		18.1%	13
Spellings/Phonics		6.9%	5
Tables		9.7%	7
English Written Tasks		9.7%	7
Maths Written Tasks		23.6%	17
Something else (Please say in Additional Information)		31.9%	23
	Other (please specify)		23
	answered question		72
	skipped question		1

6. What part of your homework do you find the most difficult?

		Response Percent	Response Count
Reading		4.2%	3
Spellings/Phonics		4.2%	3
Tables		4.2%	3
English Written Tasks		47.9%	34
Maths Written Tasks		36.6%	26
Something else (Please say in Additional Information)		2.8%	2
	Additional Information		4
	answered question		71
	skipped question		2








7. Which part of homework do you think helps your learning most?

		Response Percent	Response Count
Reading		29.2%	21
Spellings/Phonics		22.2%	16
Tables		4.2%	3
English Written Tasks		16.7%	12
Maths Written Tasks		27.8%	20
Something else (Please say in Additional Information)		0.0%	0
	Additional Information		4
answered question			72
skipped question			1






8. Does homework sometimes stop you doing other things that you enjoy? eg. playing with friends, playing sports, going to clubs, watching T.V., playing on computer/playstation/x-box, time with family/friends?

		Response Percent	Response Count
Yes		37.5%	27
No		15.3%	11
Sometimes		45.8%	33
Something else (Please say in Additional Information)		1.4%	1
	Additional Information		4
answered question			72
skipped question			1

**9. Which activities below get in the way of getting your homework done on occasions.
(You can choose more than one answer)**

		Response Percent	Response Count
Playing with friends		34.7%	25
Playing Sports		27.8%	20
Going to Clubs		29.2%	21
Watching T.V.		18.1%	13
Playing on the computer/playstation/x-box		30.6%	22
Spending time with Family		30.6%	22
Something else (Please say in Additional Information)		19.4%	14
	Additional Information		13
answered question			72
skipped question			1

10. If you fail to hand in your homework then what do you think should happen?

		Response Percent	Response Count
Your parents should be told immediately.		8.3%	6
Your parents should only be told if it happens over and over again.		33.3%	24
Nothing should happen.		6.9%	5
The homework should be completed at break/lunch.		41.7%	30
Something else (Please say in Additional Information)		9.7%	7
	(Please say in Additional Information)		8
answered question			72
skipped question			1